

## CP 644 Firestop Collar

### Product description

- A ready-to-use firestop collar, made of galvanized steel housing and intumescent inserts for firestopping large combustible pipes

### Product features

- Ready-to-use collar
- No construction required
- Fast installation time
- Adjustable/moveable fastening tabs

### Areas of application

- Sealing of penetrations for combustible pipes from 8" to 10" in diameter
- Vented or closed pipe
- PVC or CPVC pipe

### For use with

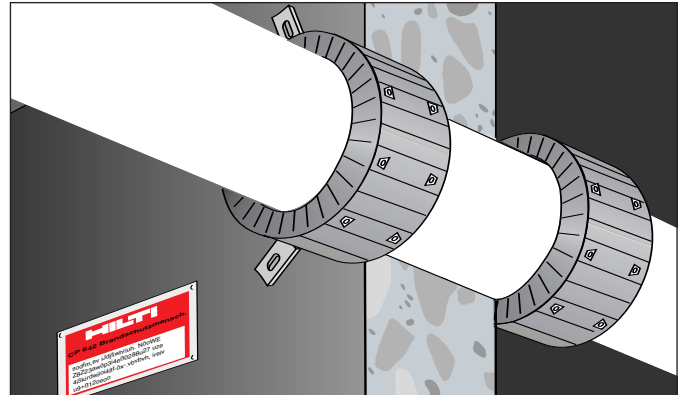
- Concrete, masonry, and gypsum walls
- Wall and floor assemblies rated up to 2 hours

### Types of installation

- Wall: two collars, one on each side
- Floor: one collar on underside (bottom)

### Examples

- Waste water pipes
- Fresh water pipes



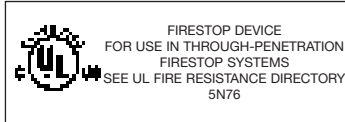
### CP 644 Technical Data

Description	Pipe outside dia. (in.)	Collar outside dia. (in.)	Collar Height (in.)	No. of hooks & fasteners
CP 644-200/8"	8.8	10.0	6.9	10
CP 644-250/10"	10.8	12.4	9.1	12

### Approvals

California State Fire Marshal Listing No: 1185-1200:128  
 City of New York MEA 631-06-M  
 Tested in accordance with

- UL 1479
- ASTM E 814



## Installation instructions for CP 644

### Notice

- Before handling, read Material Safety DataSheet and product label for safe usage and health information.
- Instructions below are general guidelines — always refer to the applicable drawing in the UL Fire Resistance Directory or Hilti Firestop Systems Guide for complete installation information

### Opening

1. Clean the plastic pipes. Expansion of the intumescent material during a fire acts to close the plastic pipe. Very dirty pipes, (ie: with remains of mortar) may lead to a delay in this closing action. Soiled plastic pipes should, therefore, be cleaned in the area where the CP 644 firestop collar is to be installed.

### Application of firestop system

2. Seal the opening. Gaps must be closed with FS-ONE. The approved methods vary and are given in the specific UL system.
3. Close the CP 644 firestop collar. Place the CP 644 firestop collar around the plastic pipe and lock the closure by applying firm pressure until it latches.
4. Attach fastening hooks. The fastening hooks can be attached to various points on the metal housing. This allows the fastening points to be made to suit the space available in each case.  
The hooks must be positioned as symmetrically as possible. The required number of fastening hooks is indicated on the packaging.

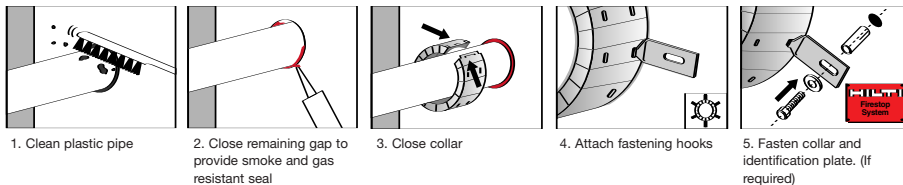
5. Fastening the CP 644 firestop collar. Only when fastened properly can CP 644 offer protection against fire passing through.
  - a. Mark the fastening points.
  - b. Drill holes with a Hilti rotary hammer drill (i.e. TE 5) or, depending on base material, fasten using Hilti powder-actuated tool.
  - c. To secure the CP 644 firestop collar, use Hilti anchors/fasteners.
  - d. For maintenance reasons, a penetration can be permanently marked with an identification plate and fastened in a visible position next to the seal.

### Not for use

- With metal pipes
- In highly corrosive surroundings
- With unapproved anchors/fasteners

### Storage

- Store only in the original packaging in a location protected from moisture



MSDS No.: 301  
 Revision No.: 001  
 Revision Date: 02/28/05  
 Page: 1 of 2

**Product name:** CP 643N Firestop Collar/ CP 644 Firestop Collar  
**Description:** Galvanized metal housing containing black polymer-bonded intumescent firestop material  
**Supplier:** Hilti, Inc. P.O. Box 21148, Tulsa, OK 74121  
**Emergency # (Chem-Trec.):** 1 800 424 9300 (USA, PR, Virgin Islands, Canada); 001 703 527 3887 (other countries)

## INGREDIENTS AND EXPOSURE LIMITS

Not applicable. This product is considered to be an "article" as defined in the federal OSHA Hazard Communication Standard 29 CFR 1910.1200 / 1926.59.

## PHYSICAL DATA

<b>Appearance:</b>	Metal collar/ black firestop material	<b>Odor:</b>	None
<b>Vapor Density: (air = 1)</b>	Not applicable	<b>Vapor Pressure:</b>	Not applicable
<b>Boiling Point:</b>	Not applicable	<b>VOC Content:</b>	7.6 g/l
<b>Evaporation Rate:</b>	Not applicable	<b>Solubility in Water:</b>	Not determined
<b>Specific Gravity:</b>	Not determined	<b>pH:</b>	Not applicable

## FIRE AND EXPLOSION HAZARD DATA

<b>Flash Point:</b>	Not applicable	<b>Flammable Limits:</b>	Not applicable
<b>Extinguishing Media:</b>	Use extinguishing media appropriate for surrounding fire.		
<b>Special Fire Fighting Procedures:</b>	None known.		
<b>Unusual Fire and Explosion Hazards:</b>	None known. Product serves as a Firestop; intumescent material inside the collar expands when exposed to temperatures > 160o C / 320o F.		

## REACTIVITY DATA

<b>Stability:</b>	Stable.	<b>Hazardous Polymerization:</b>	Will not occur.
<b>Incompatibility:</b>	None known	<b>Decomposition Products:</b>	None known
<b>Conditions to Avoid:</b>	None known		

## HEALTH HAZARD DATA

<b>Known Hazards:</b>	None known	<b>Routes of Exposure:</b>	None known
<b>Signs and Symptoms of Exposure:</b>	None expected from routine use/installation according to manufacturer's specifications and technical guides.		
<b>Carcinogenicity:</b>	No ingredients are classified as a carcinogen by IARC, NTP or OSHA.		
<b>Medical Conditions Aggravated by Exposure:</b>	None known		

## EMERGENCY AND FIRST AID PROCEDURES

<b>Eyes:</b>	Immediately flush with plenty of water. Call a physician if symptoms occur.
<b>Skin:</b>	Not applicable. Practice good hygiene; i.e. wash hands during breaks, before eating or smoking, and after work.
<b>Inhalation:</b>	Not applicable.
<b>Ingestion:</b>	Not a potential route of exposure
<b>Other:</b>	Referral to a physician is recommended if there is any question about the seriousness of any injury/exposure.



MSDS No.: 301  
 Revision No.: 001  
 Revision Date: 02/28/05  
 Page: 2 of 2

### CONTROL MEASURES AND PERSONAL PROTECTIVE EQUIPMENT

**Ventilation:** General (natural or mechanically induced fresh air movements).

**Eye Protection:** Not required, however, safety glasses should be worn in most industrial settings.

**Skin Protection:** None required; however, (cotton) gloves recommended.

**Respiratory Protection:** No respiratory protection is needed for normal application of this product.

### PRECAUTIONS FOR SAFE HANDLING AND USE

**Handling and Storing Precautions:** Store in a cool dry area. Follow installation instructions.

**Spill Procedures:** No special requirements.

### REGULATORY INFORMATION

**Hazard Communication:** This product is considered to be an "article" as defined in the federal OSHA Hazard Communication Standard.

**DOT Shipping Name:** Not regulated.

**IATA / ICAO Shipping Name:** Not regulated.

**TSCA Inventory Status:** Chemical components listed on TSCA inventory.

**SARA Title III, Section 313:** This product is classified as an "article" and is not subject to reporting under Section 313 of SARA Title III (40 CFR Part 372).

**EPA Waste Code(s):** Not regulated by EPA as a hazardous waste

**Waste Disposal Methods:** Consult with regulatory agencies or your corporate personnel for disposal methods that comply with local, state, and federal safety, health and environmental regulations.

### CONTACTS

**Customer Service:** 1 800 879 8000                      **Technical Service:** 1 800 879 8000

**Health / Safety:** 1 800 879 6000 Jerry Metcalf (x6704)

**Emergency # (Chem-Trec):** 1 800 424 9300 (USA, PR, Virgin Islands, Canada); 001 703 527 3887 (other countries)

The information and recommendations contained herein are based upon data believed to be correct; however, no guarantee or warranty of any kind expressed or implied is made with respect to the information provided.