

CP 643N Firestop Collar

Product description

- A ready-to-use firestop collar, made of a galvanized steel housing and intumescent inserts for firestopping combustible pipes

Product features

- Ready-to-use collar
- No construction required
- Fast installation time
- Adjustable mounting tabs
- Low profile for tight installations

Areas of application

- Firestopping combustible pipes up to 6" diameter in penetrations through fire walls and floors
- Suitable for the following pipe materials:
PVC, CPVC, ABS, PVDF, PP and FRPP

For use with

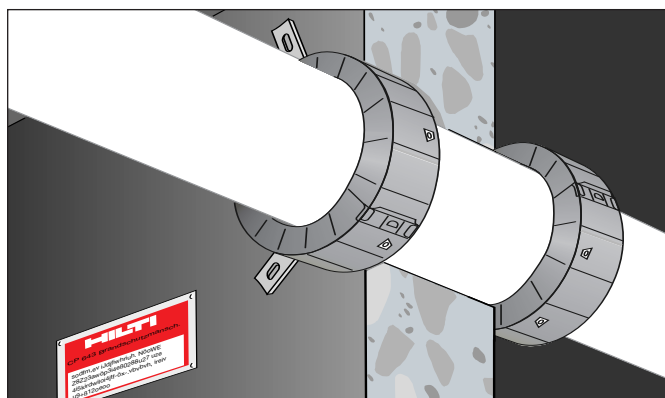
- Concrete, masonry, wood floor and gypsum wall assemblies
- Wall and floor assemblies rated up to 4 hours

Types of installation

- Wall: two collars, one on each side
- Floor: one collar on underside (bottom)

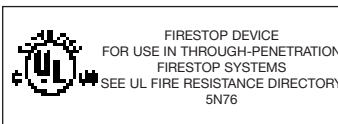
Example

- Waste water pipes
- Fresh water pipes



CP 643N Technical Data

Description	Pipe outside dia. (in.)	Collar outside dia. (in.)	Collar Height (in.)	No. of hooks & fasteners
CP 643-50/1.5"N	1.4-2.0	2.8	0.9	2
CP 643-63/2"N	2.0-2.5	3.4	1.3	2
CP 643-90/3"N	2.6-3.6	4.9	1.7	3
CP 643-110/4"N	3.6-4.5	6.0	1.9	3
CP 643-160/6"N	6.6	9.8	1.9	4
Temperature resistance	-40°F to 140°F (-40°C to 60°C)			
Intumescent Activation	Approx. 392°F (200°C)			
Expansion ratio (unrestricted)	Up to 1:10			
Approvals				
California State Fire Marshal	Listing No. 4485-1200:113			
City of New York	MEA 630-06-M			
Tested in accordance with	<ul style="list-style-type: none"> • UL 1479 • ASTM E 814 			



Installation instructions for CP 643N

Notice

- Before handling, read Material Safety DataSheet and product label for safe usage and health information.
- Instructions below are general guidelines — always refer to the applicable drawing in the UL Fire Resistance Directory or Hilti Firestop Systems Guide for complete installation information

Opening

1. Clean the plastic pipes. Expansion of the intumescent material during a fire acts to close the plastic pipe. Very dirty pipes (ie: with remains of mortar) may lead to a delay in this closing action. Soiled plastic pipes should, therefore, be cleaned in the area where the CP 643N firestop collar is to be installed.

Application of firestop system

2. Seal the opening if required. Gaps may be closed with FS-ONE. The approved methods vary and are given in the specific UL system.
3. Close the CP 643N firestop collar. Place the CP 643N firestop collar around the plastic pipe and lock the closure by applying firm pressure until it latches.
4. Attach fastening hooks. The fastening hooks can be attached to various points on the metal housing. This allows the fastening points to be made to suit the space available in each case. The hooks must be positioned as symmetrically as possible. The required number of fastening hooks is indicated on the packaging.

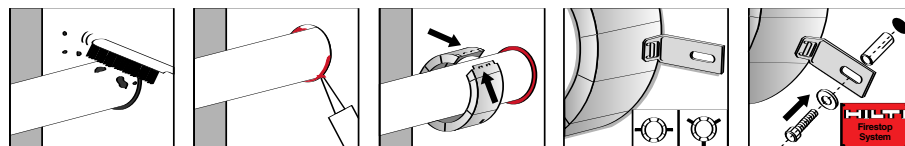
5. Fastening the CP 643N firestop collar. Only when fastened properly can CP 643N offer protection against fire.
 - a. Mark the fastening points.
 - b. Drill holes with a Hilti rotary hammer drill (i.e. TE 5) or, depending on base material, fasten using Hilti powder-actuated tool.
 - c. To secure the CP 643N firestop collar, use Hilti anchors/fasteners.
 - d. For maintenance reasons, a penetration can be permanently marked with an identification plate and fastened in a visible position next to the seal.

Not for use

- With metal pipes
- In highly corrosive surroundings
- With unapproved anchors/fasteners

Storage

- Store only in the original packaging in a location protected from moisture



1. Clean plastic pipe.

2. Close remaining gap to provide smoke and gas resistant seal.

3. Close collar.

4. Attach fastening hooks.

5. Fasten collar and identification plate (if required).

MSDS No.: 301
 Revision No.: 001
 Revision Date: 02/28/05
 Page: 1 of 2

Product name: CP 643N Firestop Collar/ CP 644 Firestop Collar
Description: Galvanized metal housing containing black polymer-bonded intumescent firestop material
Supplier: Hilti, Inc. P.O. Box 21148, Tulsa, OK 74121
Emergency # (Chem-Trec.): 1 800 424 9300 (USA, PR, Virgin Islands, Canada); 001 703 527 3887 (other countries)

INGREDIENTS AND EXPOSURE LIMITS

Not applicable. This product is considered to be an "article" as defined in the federal OSHA Hazard Communication Standard 29 CFR 1910.1200 / 1926.59.

PHYSICAL DATA

Appearance:	Metal collar/ black firestop material	Odor:	None
Vapor Density: (air = 1)	Not applicable	Vapor Pressure:	Not applicable
Boiling Point:	Not applicable	VOC Content:	7.6 g/l
Evaporation Rate:	Not applicable	Solubility in Water:	Not determined
Specific Gravity:	Not determined	pH:	Not applicable

FIRE AND EXPLOSION HAZARD DATA

Flash Point:	Not applicable	Flammable Limits:	Not applicable
Extinguishing Media:	Use extinguishing media appropriate for surrounding fire.		
Special Fire Fighting Procedures:	None known.		
Unusual Fire and Explosion Hazards:	None known. Product serves as a Firestop; intumescent material inside the collar expands when exposed to temperatures > 160o C / 320o F.		

REACTIVITY DATA

Stability:	Stable.	Hazardous Polymerization:	Will not occur.
Incompatibility:	None known	Decomposition Products:	None known
Conditions to Avoid:	None known		

HEALTH HAZARD DATA

Known Hazards:	None known	Routes of Exposure:	None known
Signs and Symptoms of Exposure:	None expected from routine use/installation according to manufacturer's specifications and technical guides.		
Carcinogenicity:	No ingredients are classified as a carcinogen by IARC, NTP or OSHA.		
Medical Conditions Aggravated by Exposure:	None known		

EMERGENCY AND FIRST AID PROCEDURES

Eyes:	Immediately flush with plenty of water. Call a physician if symptoms occur.
Skin:	Not applicable. Practice good hygiene; i.e. wash hands during breaks, before eating or smoking, and after work.
Inhalation:	Not applicable.
Ingestion:	Not a potential route of exposure
Other:	Referral to a physician is recommended if there is any question about the seriousness of any injury/exposure.



MSDS No.: 301
 Revision No.: 001
 Revision Date: 02/28/05
 Page: 2 of 2

CONTROL MEASURES AND PERSONAL PROTECTIVE EQUIPMENT

Ventilation: General (natural or mechanically induced fresh air movements).

Eye Protection: Not required, however, safety glasses should be worn in most industrial settings.

Skin Protection: None required; however, (cotton) gloves recommended.

Respiratory Protection: No respiratory protection is needed for normal application of this product.

PRECAUTIONS FOR SAFE HANDLING AND USE

Handling and Storing Precautions: Store in a cool dry area. Follow installation instructions.

Spill Procedures: No special requirements.

REGULATORY INFORMATION

Hazard Communication: This product is considered to be an "article" as defined in the federal OSHA Hazard Communication Standard.

DOT Shipping Name: Not regulated.

IATA / ICAO Shipping Name: Not regulated.

TSCA Inventory Status: Chemical components listed on TSCA inventory.

SARA Title III, Section 313: This product is classified as an "article" and is not subject to reporting under Section 313 of SARA Title III (40 CFR Part 372).

EPA Waste Code(s): Not regulated by EPA as a hazardous waste

Waste Disposal Methods: Consult with regulatory agencies or your corporate personnel for disposal methods that comply with local, state, and federal safety, health and environmental regulations.

CONTACTS

Customer Service: 1 800 879 8000 **Technical Service:** 1 800 879 8000

Health / Safety: 1 800 879 6000 Jerry Metcalf (x6704)

Emergency # (Chem-Trec): 1 800 424 9300 (USA, PR, Virgin Islands, Canada); 001 703 527 3887 (other countries)

The information and recommendations contained herein are based upon data believed to be correct; however, no guarantee or warranty of any kind expressed or implied is made with respect to the information provided.

Certificate of Compliance

Certificate Number 20069214-R15431

Report Reference 2006 February 14

Issue Date 2006 February 14

Page 1 of 1



Issued to: **Hilti, Inc.**
5400 S 122ND East Ave
Tulsa, OK 74146 USA

*This is to certify that
representative samples of*


Firestop Devices
CP643N 50/1.5 in., CP643N 63/2 in., CP643N 90/3 in. and CP643N
110/4 in., CP643N 160/6 in., CP644 200/8 in. and CP644 250/10 in.

*Have been investigated by Underwriters Laboratories Inc.® in
accordance with the Standard(s) indicated on this Certificate.*

Standard(s) for Safety: ANSI/UL 1479, CAN/ULC-S115-05

Additional Information: CP 643N and CP 644 Firestop Collar for use in Through-Penetration Firestop
Systems as currently described in the UL Fire Resistance Directory.

**Only those products bearing the UL Classification Mark should be considered as being
covered by UL's Classification and Follow-Up Service.**

The UL Classification Mark includes: UL in a circle symbol:  with the word
"CLASSIFIED" (as shown); a control number (may be alphanumeric) assigned by UL; a
statement to indicate the extent of UL's evaluation of the product; and, the product category
name (product identity) as indicated in the appropriate UL Directory.

Look for the UL Classification Mark on the product

Issued by:

Mona Couloute
Mona Couloute

Underwriters Laboratories Inc.

Reviewed by:


Christopher Johnson

Underwriters Laboratories Inc.